

C² POWER POLISH™

Premier grinding & polishing system

C²Power Polish™ is an easy-to-use grinding and polishing system which adapts to a variety of floor machines, creating a fast and complete process to finish a concrete surface. Utilizing our superior quality and unique design C² Diamonds, you can now polish a floor up to 1,000 m² / 10,000 ft² in a single day using an ordinary power trowel. C² Power Polish™ also adapts to fit auto scrubbers or even swing machines.

ADVANTAGES

- Low start-up costs
- No expensive mounting accessories to purchase and bring to jobs
- Larger diamond size equates to less discs needed per machine
- Fast production rates
- Perfect for new or existing concrete
- Universal usage. Made to fit a variety of machine types
- Diamonds have built-in **C² Flex™** for stability on uneven floors
- 12 mm of diamond height for longer life
- Specially formulated copper resin diamond matrix for fast cutting depth and longer life
- Combine with C² Chemicals for a fully finished surface

OUR DIAMONDS

Our unique 4" diamonds are thicker and wider than the average diamond tooling to cover more surface and increase disc life. Our specially formulated copper resin diamond matrix is designed to be used wet (polishing steps may be run dry) and have no issues withstanding the weight of even a heavy ride-on power trowel. The built-in **C² Flex™** eliminates the need for an expensive mounting system.




C² Flex™ proprietary high performance foam adds cushion and support to diamonds to evenly profile the surface




PRODUCT DATA SHEET: C² POWER POLISH™




Set up your machine:




48" - 10 discs per head



36" - 8 discs per head




16 - 20" - 4 discs




14 - 15" - 3 discs

C² Diamonds easily mount to the pan of a power trowel or the pad driver of an auto scrubber or swing machine. Simply adhere our heavy duty C² Hook Fastener strips evenly to the bottom of your floating pan / pad driver and then stick the discs onto to them. Easily switch between grits by removing the C² Diamonds and replacing with a higher grit.




Best Practice: overhang the disc slightly outside the velcro line, for easy removal when switching between steps

Grit levels:



Grits #50 - #200 are a copper resin diamond matrix and are run wet



Grits #400 - #1500 are a white resin diamond matrix and can be run wet or dry



C² Power Polish™ Process:

GRITS #50 - #200

Lower grits of C² Diamonds will expose salt & pepper aggregate, remove curing agents and provide deep cleaning of dirty existing surfaces.

Note: Grits #50 - #200 are run wet



HARDEN / DENSIFY


Use C² Hard, C² Super Hard or C² Hard Blend to densify your surface. Using a densifier as a part of the C² Power Polish system creates a stronger surface and elimination of concrete dusting.



GRITS #400 - #1500

Higher C² Diamond grit levels build up the polish and sheen on your surface while gently removing minor debris and surface roughness.

Note: Grits #400 - #1500 can be run wet or dry



PROTECT / SEAL

Use C² Seal or C² Ultra Seal for a high gloss finish. C² Stain Safe or C² Protector will provide a natural finish along with protection against stains and spills.



*For more information about our complete line of C² Chemicals, please visit our website at www.cretecolors.com

PRODUCT DATA SHEET: C² POWER POLISH™



Choose your cut:

C² Diamonds are flexible to produce the look you are trying to achieve.

Cream polish (no aggregate visible): start at **100 or 200 grit**

“Salt & Pepper” (small aggregates visible): start at **50 grit**

Once your selection is made, ensure that no steps are skipped as this can lead to unevenness in the surface and inconsistent results.



Cream Polish



Salt & Pepper

Choose your finish:

The C² Power Polish™ system allows you to customize the finish of your surface. Depending on which grit levels you select, you can achieve a matte, satin, or high gloss finish:

Matte finish: stop at **200 grit**

Satin finish: stop at either **400 or 800 grit**

High gloss finish: stop at **1500 grit**

To finish the floor and to add stain protection, seal the concrete with one of the below C² products:

Natural finish penetrating sealer: **C² Protector**

Glossy sealer with superior abrasion resistance: **C² Seal**


Glossy sealer with better stain protection: **C² Ultra Seal**



All grits, C² Hard + C² Seal



Grits 100 - 400, C² Hard + C² Seal



Grits 200-800, C² Hard + C² Seal